

Benchmarking Intelligence Report

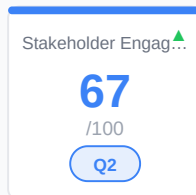
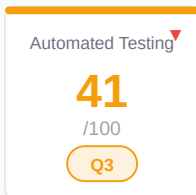
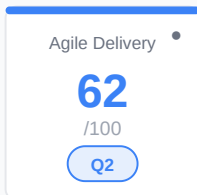
Quantitative Performance Analysis

Mobile Banking Platform

Acme Corp



Q3 · 45th %ile
AGILE



Q1: Top 25% · Q2: Above Avg · Q3: Below Avg · Q4: Below Avg

Methodology: AGILE

Generated: 23 February 2026

Document ID: BIR-20260223-001-SAMPLE

SAMPLE REPORT

Executive Dashboard

BIR-20260223-001-SAMPLE



/100

AMBER

QUARTILE

3

of 4

PERCENTILE

45

%ile rank

TRAJECTORY

STABLE

First snapshot — trajectory established as baseline for future comparison.

VS PEERS

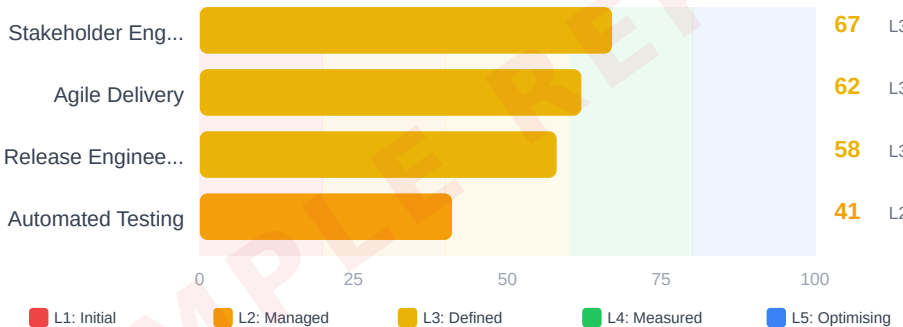
-7

At peer avg

Capability Maturity Profile

AGILE - 4 Categories

Level 3: DEFINED



Key Metrics

METRIC	SCORE	STATUS	TREND
Overall Benchmark Score	55 / 100	AMBER	● STABLE
Peer Quartile	Q3 (45th percentile)	AMBER	● STABLE
Critical Gaps	1 Critical, 3 High	RED	● STABLE

Lower half of Q3. Delivery is functional but below peer median with material gaps in testing automation.

Executive Summary

The Mobile Banking Platform enters benchmarking at a solid but below-median position. Delivery fundamentals — sprint discipline, stakeholder engagement — are working well. The performance ceiling is the automated testing gap: a team that cannot safely deploy frequently cannot fully leverage agile delivery practices. Two quick wins requiring no additional budget are available immediately. A focused 6-month programme closing the testing and release engineering gaps will move the platform to Q2 GREEN and position it for continuous improvement in the subsequent quarter.

Recommended Next Steps

- Assign Engineering Lead as improvement programme owner within 1 week
- Implement DoD enforcement in Jira within 2 weeks (QW-001)
- Commission smoke test sprint to begin within 2 weeks (QW-002)
- Schedule 90-day reassessment to generate first trend comparison
- Present improvement roadmap to Head of Engineering for Phase 1 capacity approval

Key Highlights

Top Strengths

- Stakeholder Engagement (NaN/100)
- Agile Delivery (NaN/100)

Critical Gaps

- Automated Testing Coverage

CRITICAL

Quick Win Summary

ACTION	EXPECTED IMPACT	TIMEFRAME
Enforce Definition of Done checklist as Jira workflow gate	+4 to +6 points on Agile Delivery score	1-2 weeks
Add automated smoke test gate to CI pipeline (5 critical journeys)	+5 to +7 points on Release Engineering score	2-3 weeks

Roadmap Overview

Phases: 1

Target Score: 70/100

Target Quartile: 2

Achievement Timeframe: 6 months

Key Milestones:

- Quick wins delivered — composite score at Q2/Q3 boundary (Month 2)
- Automated regression coverage $\geq 80\%$ — critical gap closed (Month 3)
- Target score of 70 achieved — Q2 GREEN status (Month 6)

Your Full BIR Includes

- ✓ Complete benchmark scoring across all delivery metrics
- ✓ Full best practice gap analysis with evidence
- ✓ Peer comparison with quartile positioning
- ✓ Capability maturity model assessment
- ✓ Multi-phase improvement roadmap with dependencies
- ✓ Quick win identification with ROI estimates
- ✓ Cost estimation appendix with confidence levels

**Get your Benchmarking Intelligence Report —
from £499**

Visit app.revue-ai.com/shop to get started